





Pro Fit Marietta Second Quarter Home Gym Sales

	April	May	June	Total	Trend
Basic Home Gym	137962.96	92897.98	122667.61	=SUM(B4:D4)	
Deluxe Home Gym	125737.15	129614.62	98062.92	=SUM(B5:D5)	
Multifunctional Trainer	87955.66	92986.05	121011.04	=SUM(B6:D6)	
Elite Home Gym	137727.85	121691.64	128964.64	=SUM(B7:D7)	
Total	=SUM(B4:B7)	=SUM(C4:C7)	=SUM(D4:D7)	=SUM(B8:D8)	

